



## PRODUCT DESCRIPTION

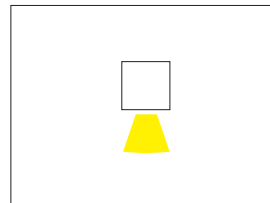
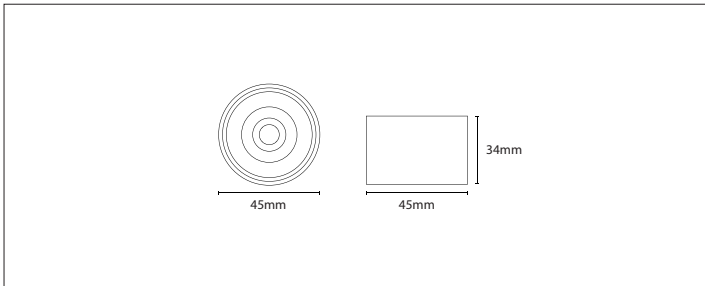
This miniature luminaire is a great solution for the areas where it is necessary to use surface mounted downlight. Available in 2 sizes: 3.8W and 6.5W.

## DESCRIÇÃO DO PRODUTO

Esta luminária de pequena dimensão é uma ótima solução para as áreas em que seja necessário usar um projetor de superfície. Disponível em 2 tamanhos: 3.8W e 6.5W.

## DESCRIPCIÓN DEL PRODUCTO

Esta pequeña luminaria es una excelente solución para áreas donde se necesita utilizar un proyector de superficie. Disponible en 2 tamaños: 3.8W y 6.5W.



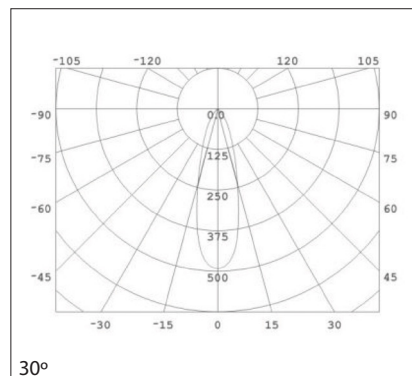
This luminaire contains built-in LED lamps.

The lamps cannot be changed in the luminaire.

LED

874/2012

<b>REFERENCE</b>	<b>45.MOD.MA.CT.BA.C.I</b>
<b>SYSTEM POWER</b>	3.8W
<b>LUMINOUS FLUX @3000K</b>	199lm
<b>KIND OF LED</b>	Edison/Citizen - LED light source
<b>DRIVER</b>	Internal DIM
<b>LED RATED LIFE</b>	50 000h
<b>COLOR CONSTANCY</b>	3 SDCM
<b>INSULATION CLASS</b>	1
<b>WEIGHT</b>	0,100Kg
<b>WARRANTY</b>	5 years



Model (MOD)	Electrical Current (MA)	Color Temperature (CT)	Beam Angle (BA)	Finishing Color (C)	CRI (I)
0XA - Astro 4	00 - Not Aplicable	30 - 3000K	30 - 30°	2 - Black 3 - White	8 - >80

## APPLICATION





## PRODUCT DESCRIPTION

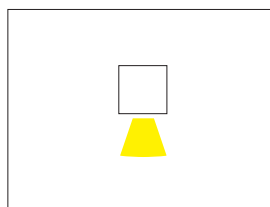
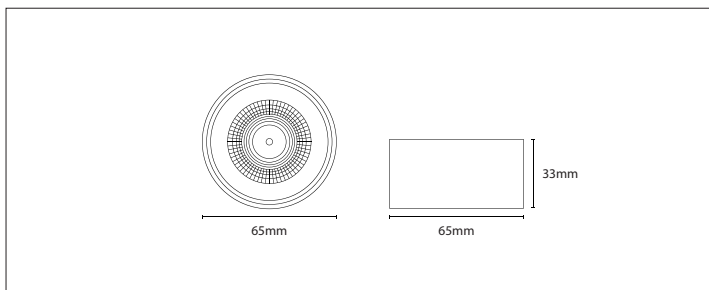
This miniature luminaire is a great solution for the areas where it is necessary to use surface mounted downlight. Available in 2 sizes: 3.8W and 6.5W.

## DESCRIÇÃO DO PRODUTO

Esta luminária de pequena dimensão é uma ótima solução para as áreas em que seja necessário usar um projetor de superfície. Disponível em 2 tamanhos: 3.8W e 6.5W.

## DESCRIPCIÓN DEL PRODUCTO

Esta pequeña luminaria es una excelente solución para áreas donde se necesita utilizar un proyector de superficie. Disponible en 2 tamaños: 3.8W y 6.5W.



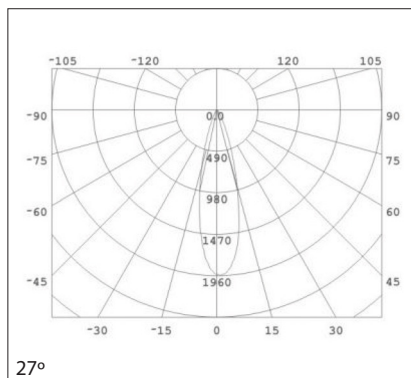
This luminaire contains built-in LED lamps.

The lamps cannot be changed in the luminaire.

LED

874/2012

<b>REFERENCE</b>	<b>45.MOD.MA.CT.BA.C.I</b>
<b>SYSTEM POWER</b>	6.5W
<b>LUMINOUS FLUX @3000K</b>	544lm
<b>KIND OF LED</b>	Edison/Citizen - LED light source
<b>DRIVER</b>	Internal DIM
<b>LED RATED LIFE</b>	50 000h
<b>COLOR CONSTANCY</b>	3 SDCM
<b>INSULATION CLASS</b>	1
<b>WEIGHT</b>	0,200Kg
<b>WARRANTY</b>	5 years



Model (MOD)	Electrical Current (MA)	Color Temperature (CT)	Beam Angle (BA)	Finishing Color (C)	CRI (I)
00A - Astro 7	00 - Not Aplicable	30 - 3000K	27 - 27°	2 - Black 3 - White	8 - >80

## APPLICATION

